



Crowdsourcing Social Media Corpora

Kalina Bontcheva
Leon Derczynski





Why Annotate New Social Media Corpora?

- Plenty of already annotated corpora in the news and similar genres
- Big enough for both training and evaluation
- Social media corpora annotated for many NLP tasks are unfortunately largely lacking or too small in comparison to their news counterparts
- We will look into how best to create these in an affordable manner
- LREC 2014 paper: “[Corpus Annotation through Crowdsourcing: Towards Best Practice Guidelines](#)” Sabou, Bontcheva, Derczynski, Scharl



The Science of Corpus Annotation

- Quite well understood best practice in how to create linguistic annotation of consistently high quality by employing, training, and managing groups of linguistic and/or domain experts
- Necessary in order to ensure reusability and repeatability of results
- The acquired corpora are of very high quality
- Costs are unfortunately also very high: estimated at between \$0.36 and \$1.0 (Zaidan and Callison-Burch, 2011; Poesio et al., 2012)



What is Crowdsourcing?

- Crowdsourcing is an emerging collaborative approach for acquiring annotated corpora and a wide range of other linguistic resources
- Three main kinds of crowdsourcing platforms
 - paid-for marketplaces such as Amazon Mechanical Turk (AMT) and CrowdFlower (CF)
 - games with a purpose
 - volunteer-based platforms such as crowdcrafting



Why Crowdsourcing?

- Paid for crowdsourcing can be 33% cheaper than in-house employees when applied to tasks such as tagging and classification (Hoffmann, 2009)
- Games with a purpose can be even cheaper in the long run, since the players are not paid.
- However cost of implementing a game can be higher than AMT/CF costs for smaller projects (Poesio et al, 2012)
- Tap into the large number of contributors/players available across the globe, through the internet
- Easy to reach native speakers in various languages (but beware Google translate cheaters!)



Genre 1: Mechanised Labour

- Participants (workers) paid a small amount of money to complete easy tasks (HIT = Human Intelligence Task)





Paid for Crowdsourcing

- Contributors are extrinsically motivated through economic incentives
- Carry out micro-tasks in return for micro-payments
- Most NLP projects use crowdsourcing marketplaces: Amazon Mechanical Turk and CrowdFlower
- Requesters post Human Intelligence Tasks (HITs) to a large population of micro-workers (Callison-Burch and Dredze, 2010a)
- Snow et al. (2008) collect event and affect annotations, while Lawson et al. (2010) and Finin et al. (2010) annotate special types of texts such as emails and Twitter feeds, respectively.
- Challenges:
 - low quality output due to the workers' purely economic motivation
 - high costs for large tasks (Parent and Eskenazi, 2011)
 - ethical issues (Fort et al., 2011)

Genre 2: Games with a purpose (GWAPs)



US08 Sentiment Quiz
Play Rankings Awards Feedback Help About

Is the following a **negative**, **neutral** or **positive** statement about the candidate?

“ We are headed down a path that is certain to end in the destruction of our experiment in democracy. ”

Sentiment Quiz Award

September 2008
843 players [See All](#)

1.	Fiorella	2458
2.	Michel	2211
3.	Birgit ★	2139
4.	Rose	1011
5.	Herti	930
...		
11.	Arno	101
12.	Guilherme	77
13.	You	65
14.	Lisa	61

Others currently playing

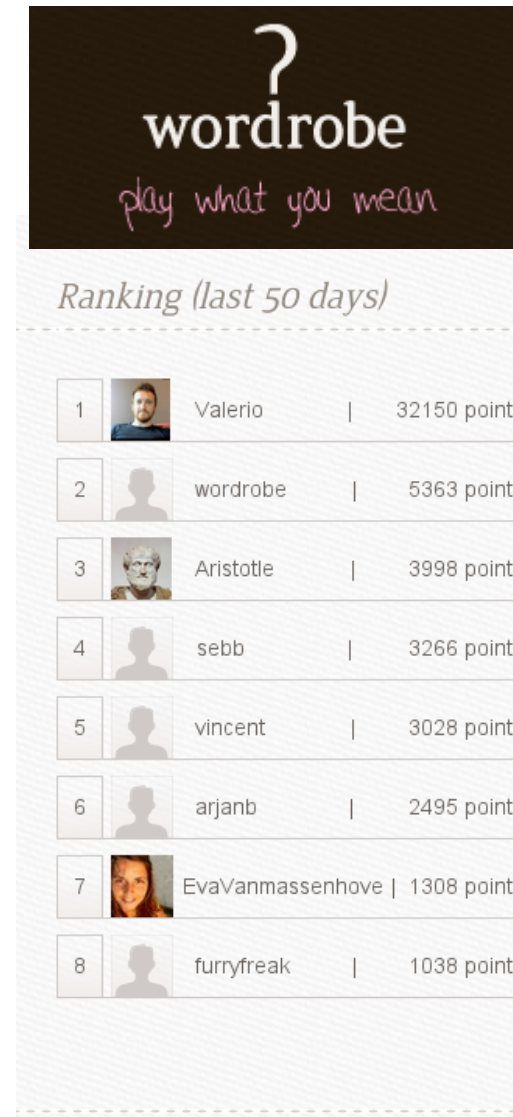
Election Monitor
Vote for your favorite candidate!

Barack Obama | John McCain | Cynthia McKinney

New Media MBA
www.modul.ac.at/nmt/mba









EDITED BOOK
The Geospatial Web
Geobrowsers, Social Software & the Web 2.0

Page built by Sentiment Quiz (report) | About Find Friends Advertising Developers Terms Privacy Help



wordrobe
play what you mean

Ranking (last 50 days)

1		Valerio		32150 points
2		wordrobe		5363 points
3		Aristotle		3998 points
4		sebb		3266 points
5		vincent		3028 points
6		arjanb		2495 points
7		EvaVanmassenhove		1308 points
8		furryfreak		1038 points



Games with a Purpose (GWAPs)

- In GWAPs (von Ahn and Dabbish, 2008), contributors carry out annotation tasks as a side effect of playing a game
- Compared to paid-for marketplaces, GWAPs:
 - reduce costs and the incentive to cheat as players are intrinsically motivated
 - promise superior results, due to motivated players and better utilization of sporadic, explorer-type users (Parent and Eskenazi, 2011)
- Example GWAPs:
 - Phratrix for annotating syntactic dependencies (Attardi, 2010)
 - PhraseDetectives (Poesio et al., 2012) to acquire anaphora annotations
 - Sentiment Quiz (Scharl et al., 2012) to annotate sentiment
 - <http://www.wordrobe.org/> - A collection of NLP games incl. POS, NE
- Challenges:
 - Designing peeling games and attracting a critical mass of players are among the key success factors within this genre (Wang et al., 2012)



Genre 3: Altruistic Crowdsourcing



COMMUNITY

PROJECTS

ABOUT

SIGN IN

CREATE YOUR PROJECT

Become a *volunteer*.
Become a *researcher*.

We have hundreds of projects waiting for your help to achieve amazing goals.

SIGN UP AND BECOME A DIGITAL VOLUNTEER

It's free and 100% open sourced!

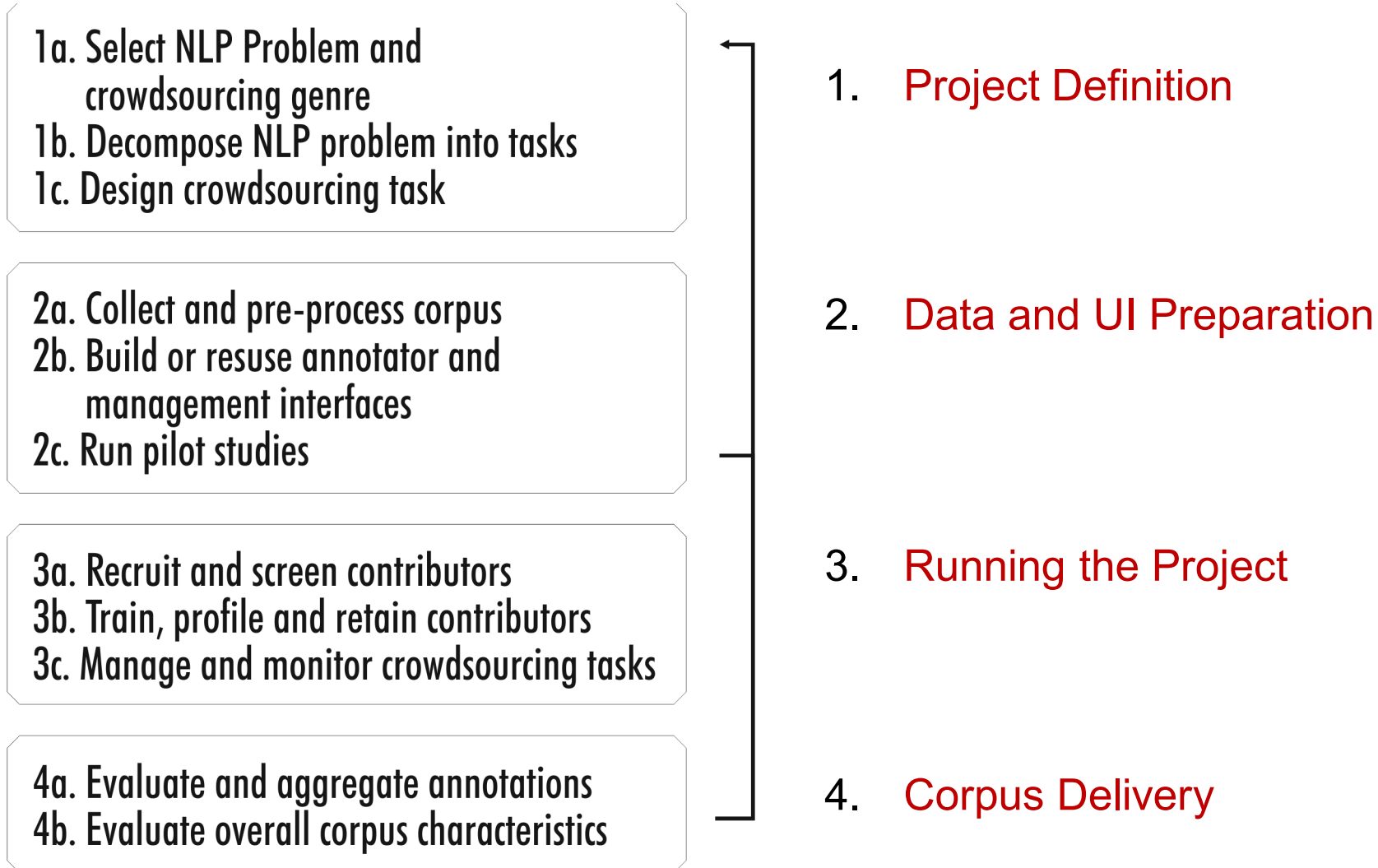
276 817
tasks done so far

5 755 251
pending tasks

209
projects

8 406
volunteers

Workflow for Crowdsourcing Corpora





Step 1. Project Definition

- Data distribution: how “micro” is each microtask?
 - Long paragraphs hard to digest, worker fatigue
 - Single sentences not always appropriate: e.g. for co-ref
- Reward scheme
 - Granularity – per task? Per set of tasks? High scores?
 - What to do with “bad” work
 - How much to reward
 - No clear, repeatable results for quality:reward relation
 - High rewards get it done faster, but not better
 - Pilot task gives timings, so pay at least minimum wage



Step 1. Project Definition

- Choose the most appropriate genre or mixture of crowdsourcing genres
 - Trade-offs: Cost; Timescale; Worker skills
- Pilot the the design, measure performance, try again
 - Simple, clear design important
 - Binary decision tasks get good results



Step 1. Project Definition

- Named entity recognition example:
 - Entity selection options
 - Allow users to select entities with the mouse
 - Ask users to click on the words which constitute the entity
 - Show users a highlighted entity in context and ask them to classify its type
 - Task definition options
 - Ask users to classify entities into 4-7 pre-defined classes simultaneously
 - Focus on one entity class only, e.g. locations, and ask users to mark only these
 - Distinguish tweets with no entities from tweets where user has not marked anything

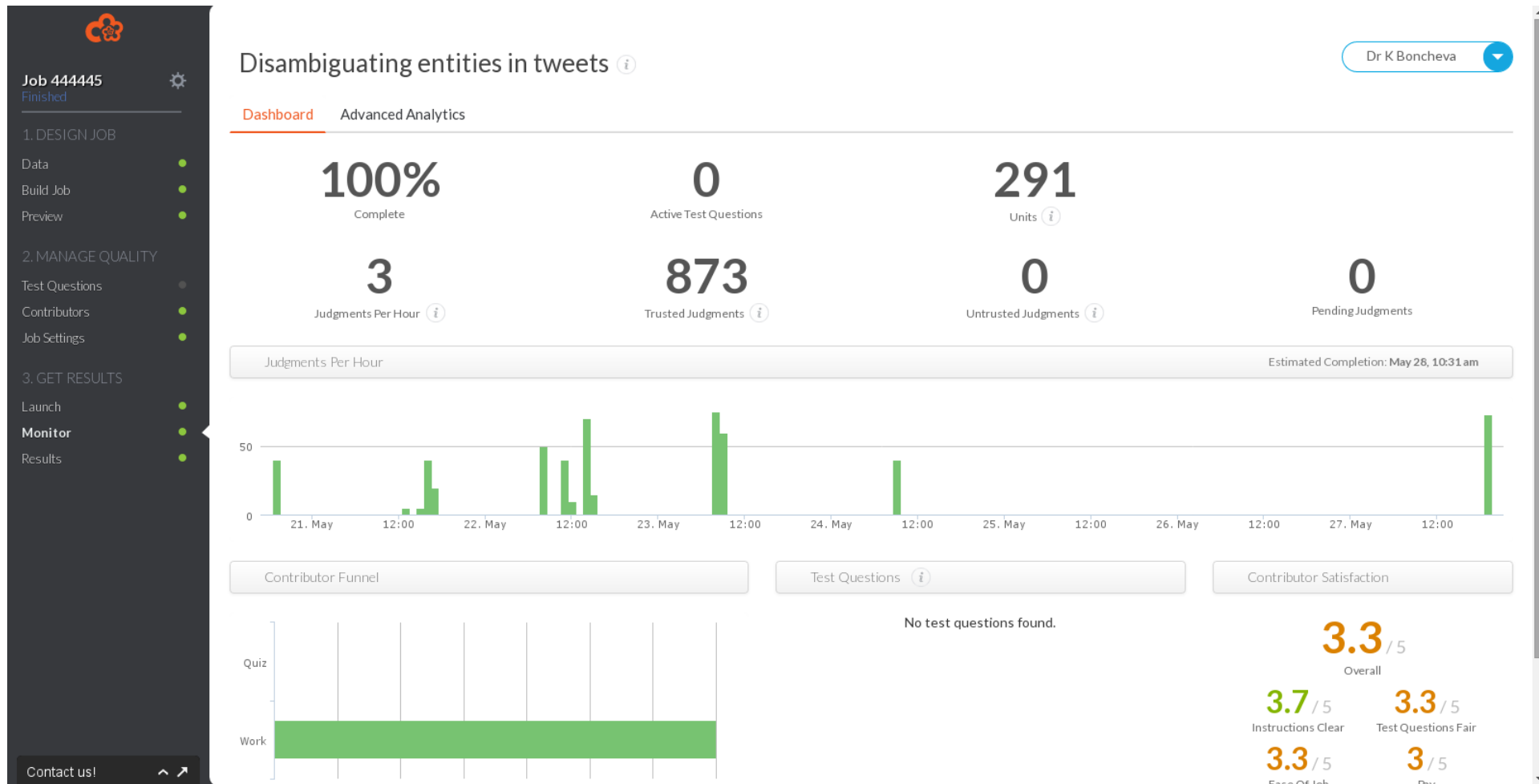


Step 2: Data and UI Preparation

- Pre-process the corpus linguistically, as needed, e.g.
 - Tokenise text if user needs to select words
 - Identify proper names/noun phrases if we want to classify these
 - Bring additional context, if needed, e.g. text of user profile from Twitter
- Build and test the user interfaces
 - Easy to medium difficulty in AMT/CF and crowdcrafting
 - Medium to hard for GWAPs
- Run bigger pilot studies with volunteers to test everything and collect gold units for quality control later



Step 2: Data and UI Preparation





Step 3: Running the Crowdsourcing Project

- Can run for hours, days or years, depending on genre and size
- Task workflow and management
 - Create/verify workflows where challenging NLP tasks are decomposed into simpler ones. Where disagreement exists, the task is sent to be verified by another set of annotators
 - E.g., if “Manchester” is marked as a location by some contributors and as referring to an organisation by others (e.g. Manchester United FC), then show the 2 alternatives to new contributors asking them which is correct in the given context
- Contributor management (including profiling and retention)
 - Recruit volunteers (e.g. restrict by country/spoken language, advertise in media)
 - Test their knowledge, if needed
 - Have sufficient number of contributors
 - Lawson et al. (2010): number of required labels varies for different aspects of the same NLP problem. Good results with only four annotators for Person NEs, but require six for Location and seven for Organizations
- Quality control
 - Use gold units to control quality



Step 3: Running the Crowdsourcing Project

- Multi-batch methodology
 - Submit tasks in multiple batches
 - Restrictions by country/language
 - Contributor diversity by starting batches at different times
 - Needs less gold data



Step 4: Evaluation and Corpus Delivery

- Evaluate and aggregate contributor inputs to produce final decision
 - Majority vote
 - Discard inputs from low-trusted contributors (e.g. Hsueh et al. (2009))
 - MACE: a) identify which annotators are trustworthy and b) predict the correct underlying labels (Hovy 2013)
 - Merge individual units from the microtasks (e.g. sentences) into complete documents, including all crowdsourced markup
 - Tune the expert-created “gold” standard based on annotator feedback
 - Gold standard test questions often contain ambiguities and errors
 - Crowd has a broader knowledge-base than a few experts
- Contributor 21271141:** "GWTDT - Girl With The Dragon Tattoo is a film, therefore a product as it was made for sale." (0 Votes)
- These are a great opportunity to train workers and amend expert data
 - Better gold data means better output quality, for the same cost
- To facilitate reuse, deliver the corpus in a widely used format, such as XCES, CONLL, GATE XML



Legal and Ethical Issues

1. Acknowledging the Crowd's contribution
 - S. Cooper, [other authors], and **Foldit players**: Predicting protein structures with a multiplayer online game. *Nature*, 466(7307):756-760, 2010.
2. Ensuring privacy and wellbeing
 1. Mechanised labour criticised for low wages, lack of worker rights
 2. Majority of workers rely on microtasks as main income source
 3. Prevent prolonged use & user exploitation (e.g. daily caps)
3. Licensing and consent
 1. Some clearly state the use of Creative Common licenses
 2. General failure to provide informed consent information

Example: CF Instructions

Finding location names in text

Instructions ▲

In each sentence below, mark any names that are locations (e.g. **France**). Don't mark locations that don't have their own name.

There may be no locations in the sentence at all - that's OK.

Examples:

"There was a celebration in **London**"

correct - London is a location name

"The **room** is empty"

wrong, because room isn't the name of a particular location

"We traveled to **Spain** and had a great time **there**"

Only mark the location names, not words that just refer to it

"The award went to **Chelsea** Clinton"

wrong, because here Chelsea is a person



Example: CF Marking Locations in tweets

Unit 301265971 ✖

Click to mark the words that are part of location names

In each sentence below, mark any names that are locations (e.g. **France**). Don't mark locations that don't have their own special name.

There may be no locations in the sentence at all - that's OK.

Come on folks of # wigan True r False there 's a nutter hanging about wigan with a gun. Darlington st area ?

After marking: *(required)*

- All the location names in this sentence are now marked
- This sentence contains no proper location names

☞

Example: CF Locations selected

Unit 301265971 ✕

Click to mark the words that are part of location names

In each sentence below, mark any names that are locations (e.g. **France**). Don't mark locations that don't have their own special name.

There may be no locations in the sentence at all - that's OK.

Come on folks of # wigan True r False there 's a nutter hanging about wigan with a gun. Darlington st area ?

?

After marking: (required)

- All the location names in this sentence are now marked
- This sentence contains no proper location names

Example 2: Entity Linking Annotation in CF



Work mode 11 tasks completed 1 cents per task Give up Help 0 Suman Aswani

Entity Disambiguation Task 29:19 left for this task

Instructions

Exclusive : Rep . Steve King on ObamaCare , Tea Party , and Constitution Day : The inclusion of the Tenth Amendment in ...
<http://bit.ly/cYITAB>

URLs in the tweet:

<http://bit.ly/cYITAB>

Which of the descriptions below describes "Steve King" best?

- Steven Arnold Steve King (born May 28, 1949) is the U.S. Representative for Iowa's 5th congressional district, serving since 2003. He is a member of the Republican Party. The district is located in the western part of the state and includes Sioux City and Council Bluffs. .
- Steve King is a legislator in the U.S. state of Colorado. Elected to the Colorado House of Representatives as a Republican in 2006, King represents House District 54, encompassing southern Mesa County and western Delta County, Colorado. .
- For other people named Steve King, see Stephen King (disambiguation). Template:Infobox gridiron football person George Stephen King (born June 10, 1951) is a former American football linebacker in the National Football League. He graduated from Quinton high school in Quinton, Oklahoma in 1969. He then played for The University of Tulsa. He also played nine seasons for the New England Patriots. .
- Stephen F. King (1842-1895) was an American professional baseball player who played in the National Association as an outfielder for the 1871-1872 Troy Haymakers. .
- None of the above
- Not an Entity
- Cannot decide



How to do it: The Laborious Way

- Export linguistic data as CSV file and load up into CrowdFlower
- Create instructions as HTML
- Customise the annotation UI (e.g. we had to use JavaScript for NE selection)
- Select how many judgments per micro-task and any restrictions on the annotators (e.g. country of origin)
- Test it and revisit any of the above, as needed
- Launch it and collect the data
- Download the results and put together the corpus
- Adjudicate



How to do it: The Easy Way

- Use the GATE Crowdsourcing plugin (release 8 onwards)
 - <https://gate.ac.uk/wiki/crowdsourcing.html>
- Transforms automatically texts with GATE annotations into CF jobs
- Generates the CF User Interface (based on templates)
- Researcher then checks and runs the project in CF
- On completion, the plugin imports automatically the results back into GATE, aligning to sentences and representing the multiple annotators
- To use, from the Plugin manager, load the Crowd_Sourcing plugin



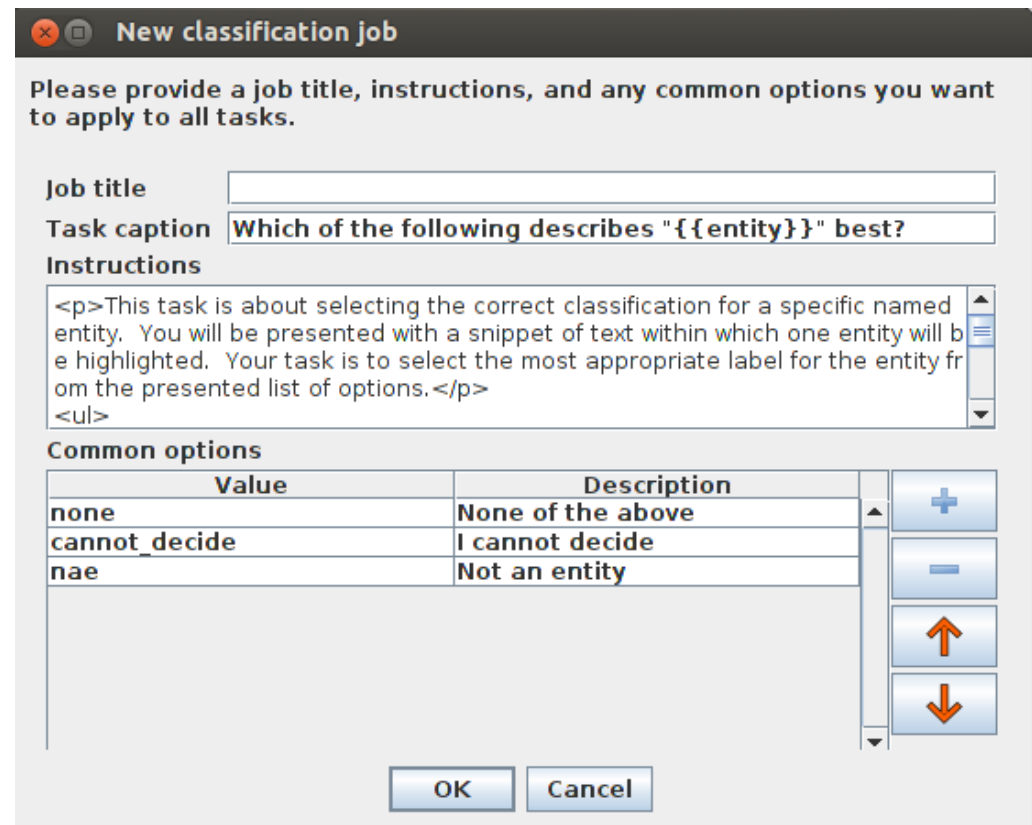
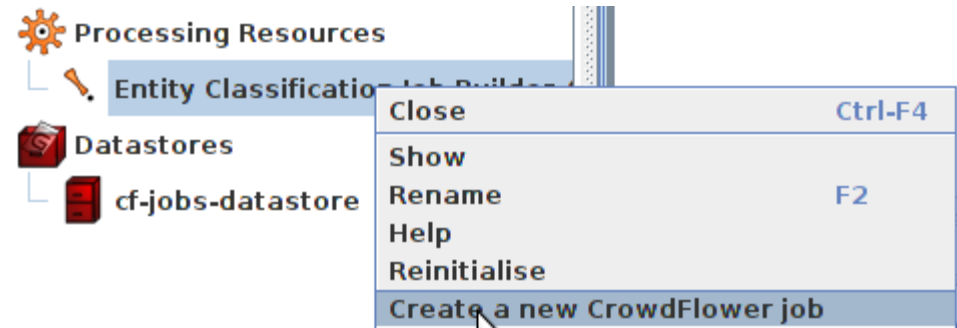
Crowd_Sourcing Plugin: Terminology

- *A job* - a single end-to-end crowdsourcing process. Holds a number of units of work
- *A unit* - single item of work. CrowdFlower presents several units at a time to the user as a single task, and users are paid for each task they successfully complete
- *A gold unit* - the correct answer is known in advance.
 - When a job includes gold units, CrowdFlower includes one gold unit in each task but does not tell the user which one it is, and if they get the gold unit wrong then the whole task is discarded.
 - You can track users' performance through the CrowdFlower platform and ignore results from users who get too many gold units wrong.

GATE Crowdsourcing Overview (1)

- Choose a job builder
 - Classification
 - Annotation
(Sequence Selection)

- Configure the corresponding user interface and provide the task instructions



GATE Crowdsourcing Overview (2)

- Pre-process the corpus with
TwitIE/ANNIE, e.g.
 - Tokenisation
 - POS tagging
 - Sentence splitting
 - NE recognition
- Save to a datastore
- Create automatically the target
annotations and any dynamic
values required for classification
- Execute the job builder to
upload units to CF automatically

Context e Tosca on the tube <http://t.co/O90deSLB>

Mention 

options

{http://dbpedia.org/resource/La_Tosca=La Tosca is a five-act drama by the 19th-century French playwright Victorien Sardou. It was first performed on 24 November 1887 at the Théâtre de la Porte Saint-Martin in Paris, with Sarah Bernhardt in the title role. Despite negative reviews from the Paris critics at the opening night, it became one of Sardou's most successful plays and was toured by Bernhardt throughout the world in the years following its premiere. The play itself is no longer performed, but its operatic adaptation, Giacomo Puccini's Tosca, has achieved enduring popularity. There have been several other adaptations of the play including two for the Japanese theatre and an English burlesque, Tra-La-La Tosca (all of which premiered in the 1890s) as well as several film versions. La Tosca is set in Rome on 17 June 1800 following the French victory in the Battle of Marengo. The action takes place over an eighteen-hour period, ending at dawn on 18 June 1800. Its melodramatic plot centers on Floria Tosca, a celebrated opera singer; her lover, Mario Cavaradossi, an artist and Bonapartist sympathiser; and Baron Scarpia, Rome's ruthless Regent of

GATE Crowdsourcing Overview (3)



GATE Developer 7.2-SNAPSHOT build 4739

File Options Tools Help

GATE

- Applications
 - Corpus Pipeline_00031
- Language Resources
 - 100-nel-tweets-ner-a-set
- Processing Resources
 - Entity Classification Job Builder_00041
- Datastores
 - cf-jobs-datastore

Messages cf-jobs-datasto... 100-nel-tweets-... Corpus Pipeline...

Loaded Processing resources

Selected Processing resources

Name	Type
Entity Classification Job Builder_00041	Entity Classification Job Builder

Corpus: 100-nel-tweets-ner-a-set

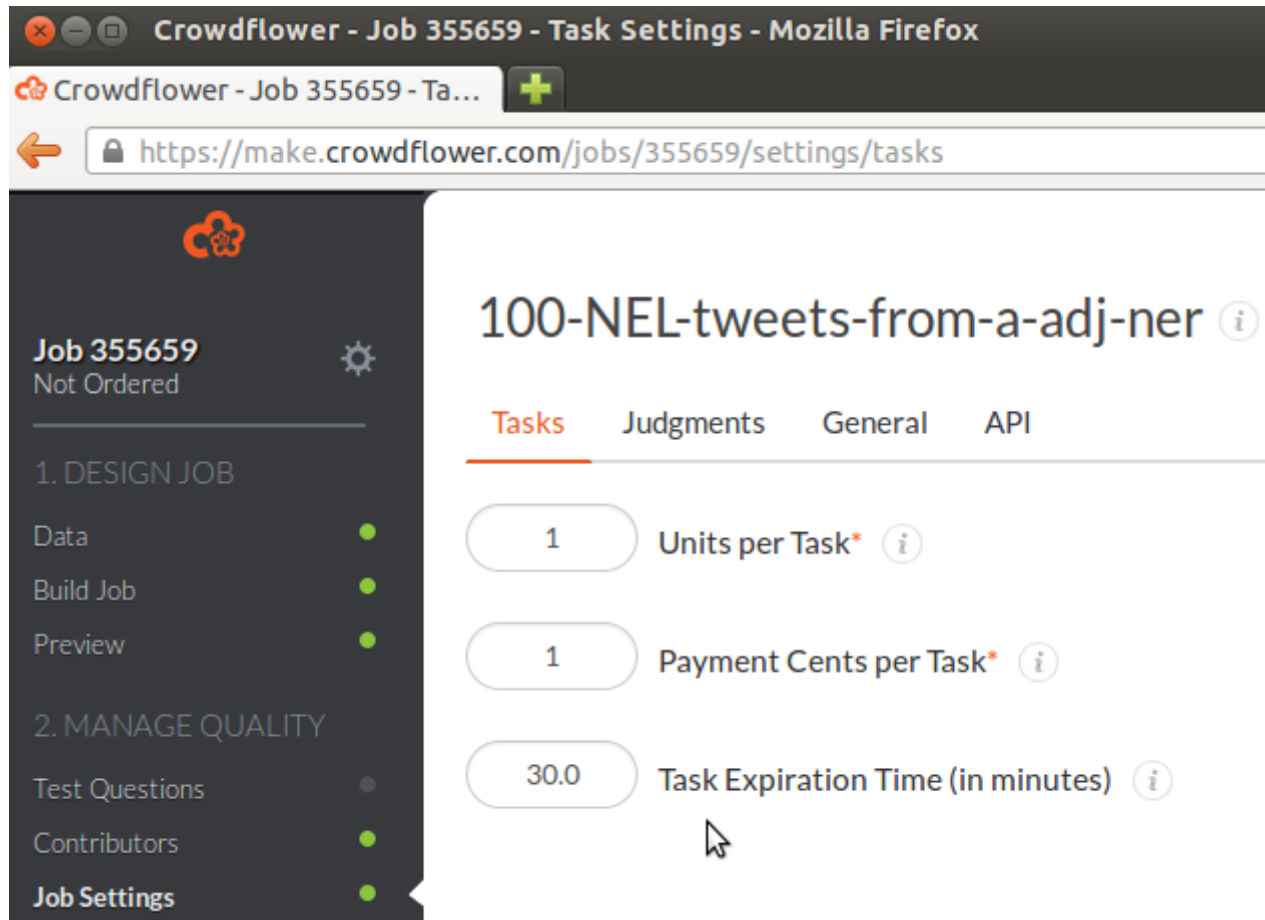
Runtime Parameters for the "Entity Classification Job Builder_00041" Entity Classification Job Builder:

Name	Type	Required	
contextASName	String		
contextAnnotationType	String	✓	Sentence
entityASName	String		
entityAnnotationType	String	✓	Mention
jobId	Long	✓	355659

Run this Application

Serial Application Editor Initialisation Parameters

Configure and execute the job in CF



The screenshot shows the Crowdfunder web interface in a Mozilla Firefox browser window. The address bar displays the URL: <https://make.crowdfunder.com/jobs/355659/settings/tasks>. The page title is "Crowdfunder - Job 355659 - Task Settings".

The main content area is titled "100-NEL-tweets-from-a-adj-ner" and has four tabs: "Tasks" (selected), "Judgments", "General", and "API".

Under the "Tasks" tab, there are three settings:

- Units per Task***: Set to 1.
- Payment Cents per Task***: Set to 1.
- Task Expiration Time (in minutes)**: Set to 30.0.

A sidebar on the left shows the job details for "Job 355659" (Not Ordered) and a progress list for "1. DESIGN JOB" and "2. MANAGE QUALITY". The "Job Settings" item in the sidebar is highlighted with a green dot.

Gold data units can also be uploaded from GATE, so CF controls quality



CF Job Overview

Crowdfunder - Job 355659 - Dashboard - Mozilla Firefox

https://make.crowdfunder.com/jobs/355659/dashboard

100-NEL-tweets-from-a-adj-ner i Ian Roberts

Job 355659
Not Ordered i

1. DESIGN JOB

- Data ●
- Build Job ●
- Preview ●

2. MANAGE QUALITY

- Test Questions ●
- Contributors ●
- Job Settings ●

3. GET RESULTS

- Launch ●
- Monitor** ●
- Results ●

Dashboard Advanced Analytics

0% Complete	0 Active Test Questions	219 Units i	
0 Judgments Per Hour i	0 Trusted Judgments i	0 Untrusted Judgments i	0 Pending Judgments

Judgments Per Hour Estimated Completion: Unknown

Contributor Funnel No contributors found.

Test Questions i No test questions found.

Contributor Satisfaction No contributors have taken the survey.

Contact us! ^



Hands On: Classify named entities in CF

- Open <http://bit.ly/1qdv1j>
- Login to CrowdFlower, as required
- Read the instructions and spend a few minutes annotating
- Make a note of any questions/issues you encounter
- Let's discuss them



Home work: Create a tweet classification CF job

- The aim is to crowdsource whether a set of tweets have positive/negative/neutral sentiment (i.e. classification job)
- Register with CrowdFlower for an API key
- Unpack hands-on-crowdsourcing.zip
- Load Datastore (sample-classification-ds) from within the hands-on
- Load the corpus from that datastore in GATE Developer
- Create an Entity Classification Job builder and give it your API key
- Right click on the Job builder/Create New CrowdFlower job
- Give it a job title, modify task captions and instructions to explain the sentiment classification task, and change the categories accordingly. You may keep none and cannot decide or remove them. Make sure the newly added classes are saved properly in the dialogue box



Home work (2)

- Add the Job builder PR to a new corpus pipeline
- Since we are classifying the entire tweets as pos/neg/neutral, specify text as the annotation type for both ContextAnnotationType and MentionAnnotationType (it is in the default set, so leave those blank)
- Run the application
- Login to CrowdFlower, check and launch the job

@LobsterJZombie I will survive global warming/climate change. #Evolution

No data available

Which of the following categories describes best the sentiment of this tweet?

- No data available
- Positive sentiment
- Negative sentiment
- No sentiment; factual statement
- None of the above
- I cannot decide

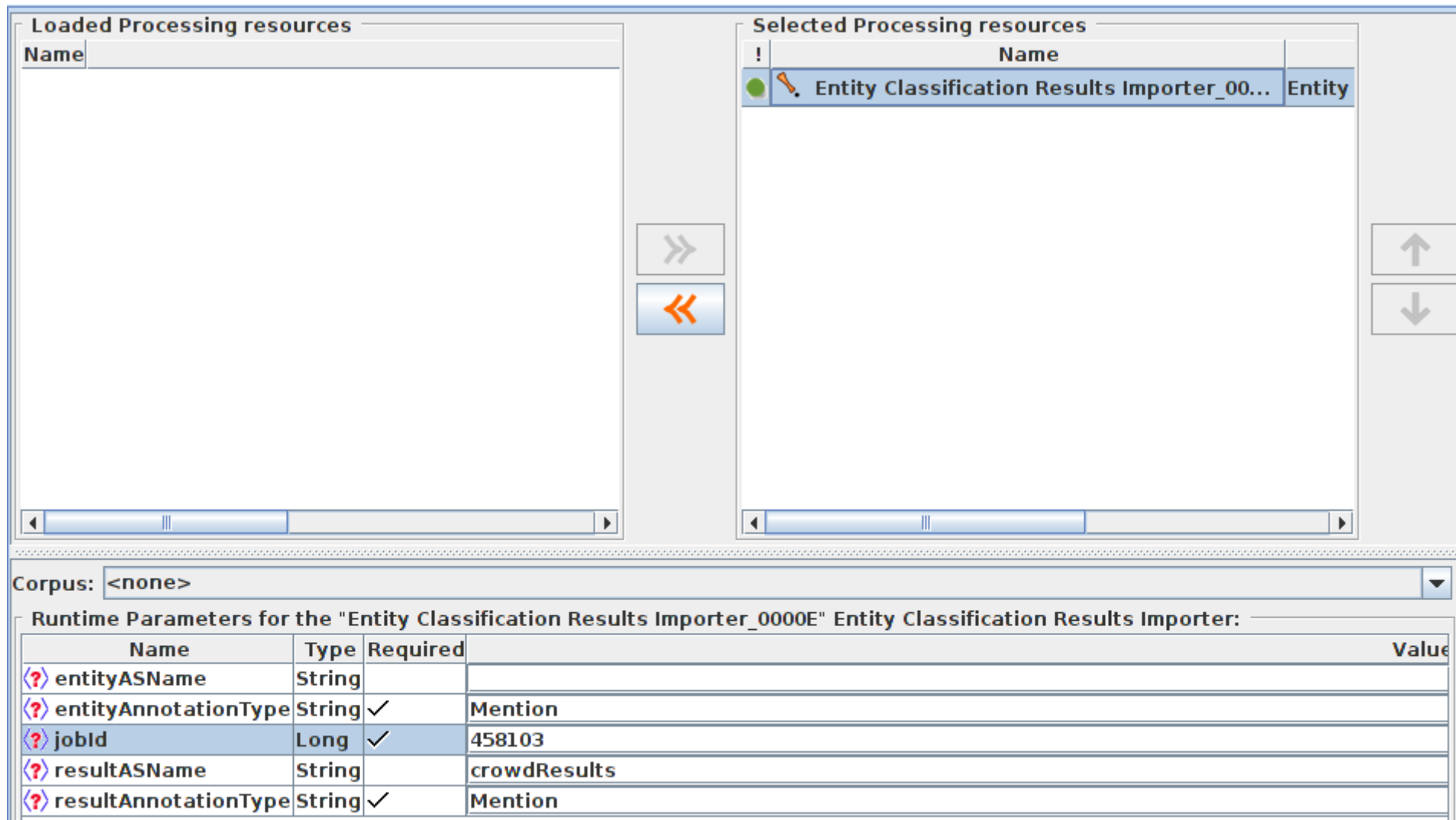
→ Bug in v.8 plugin; fixed



Importing CrowdFlower results into GATE

- Make sure the job is completed in CrowdFlower
- Load an Entity Classification or an Entity Annotation Results Importer, depending on what job you have created initially
- Add it to a corpus pipeline
- Provide the correct job ID by copying it from CrowdFlower
- Make sure the `entityAnnotationType` parameter has the correct value. For the tweet sentiment classification, for example, this would need to be changed to text
- Run the pipeline – it will iterate through the annotations and import the CF judgements automatically
- The results will be in the `crowdResults` set (unless you renamed it in the importer PR)

Importing CrowdFlower results (2)



The screenshot shows the GATE software interface. At the top, there are two panels: "Loaded Processing resources" (empty) and "Selected Processing resources" (containing "Entity Classification Results Importer_00..."). Below these is a "Corpus" dropdown set to "<none>". The bottom section is titled "Runtime Parameters for the 'Entity Classification Results Importer_0000E' Entity Classification Results Importer:" and contains a table of parameters.

Name	Type	Required	Value
entityASName	String		
entityAnnotationType	String	✓	Mention
jobId	Long	✓	458103
resultASName	String		crowdResults
resultAnnotationType	String	✓	Mention



Automatic CF Import into GATE

A screenshot of the GATE software interface. The top window displays a text snippet: "Arizona collector car auctions bring in \$223.8 million up 21.7% from 2012 http://t.co/rfHYVT3e retail therapy run amok?". The word "Arizona" is highlighted in yellow. Below the text is a "Features" table with a single row containing the text "cf_judgment=1128439529, trust=0.904411764705882, worker_id=218". To the right of the text is a vertical list of annotations. Under the "consensus" section, "Location" and "Mention" are listed with checkboxes, both highlighted in yellow. Under the "crowdResults" section, "Mention" is listed with a checked checkbox, also highlighted in yellow.

- Each CF judgement is imported back as a separate annotation with some metadata
- Adjudication can happen automatically (e.g. write a JAPE file to calculate majority vote) or manually (Annotation Stack editor)
- The resulting corpus is ready to use for experiments or can be exported out of GATE as XML/XCES



Manual adjudication: Annotation Stack

- Double click on each document, to view it
- Press the Annotations Stack button to show the editor
- Select Mention (or your target classification annotation type) in the crowdResults Annotation Set
- All judgements will be shown one underneath the other
- Press Previous/Next boundary buttons to navigate



Manual adjudication: Example

Previous boundary Next boundary Overlapping Target set: Undefined

Context Overheard: Hot Money's Hurried Exit from

crowdResults#Mention

answer	nae
cf_judgment	1161476185
trust	0.792307692307692
worker_id	21909523

Double-click to copy. Right-click to edit.
Ctr-click to show URL. Ctr-Sh-click to delete.

- Mention
- ▼ anniePerSet
- Lookup
- ▼ crowdResults
- Mention
- ▼ thingsLkb
- Lookup

Previous boundary Next boundary Overlapping Target set: Undefined

Context Overheard: Hot Money's Hurried Exit from

crowdResults#Mention

answer	http://dbpedia.org/resource/Hot_money
cf_judgment	1131549161
trust	0.792307692307692
worker_id	21878589

Double-click to copy. Right-click to edit.
Ctr-click to show URL. Ctr-Sh-click to delete.

- Mention
- ▼ anniePerSet
- Lookup
- ▼ crowdResults
- Mention
- ▼ thingsLkb
- Lookup

Document Editor Initialisation Parameters Relation viewer



Manual adjudication: Annot. Stack (2)

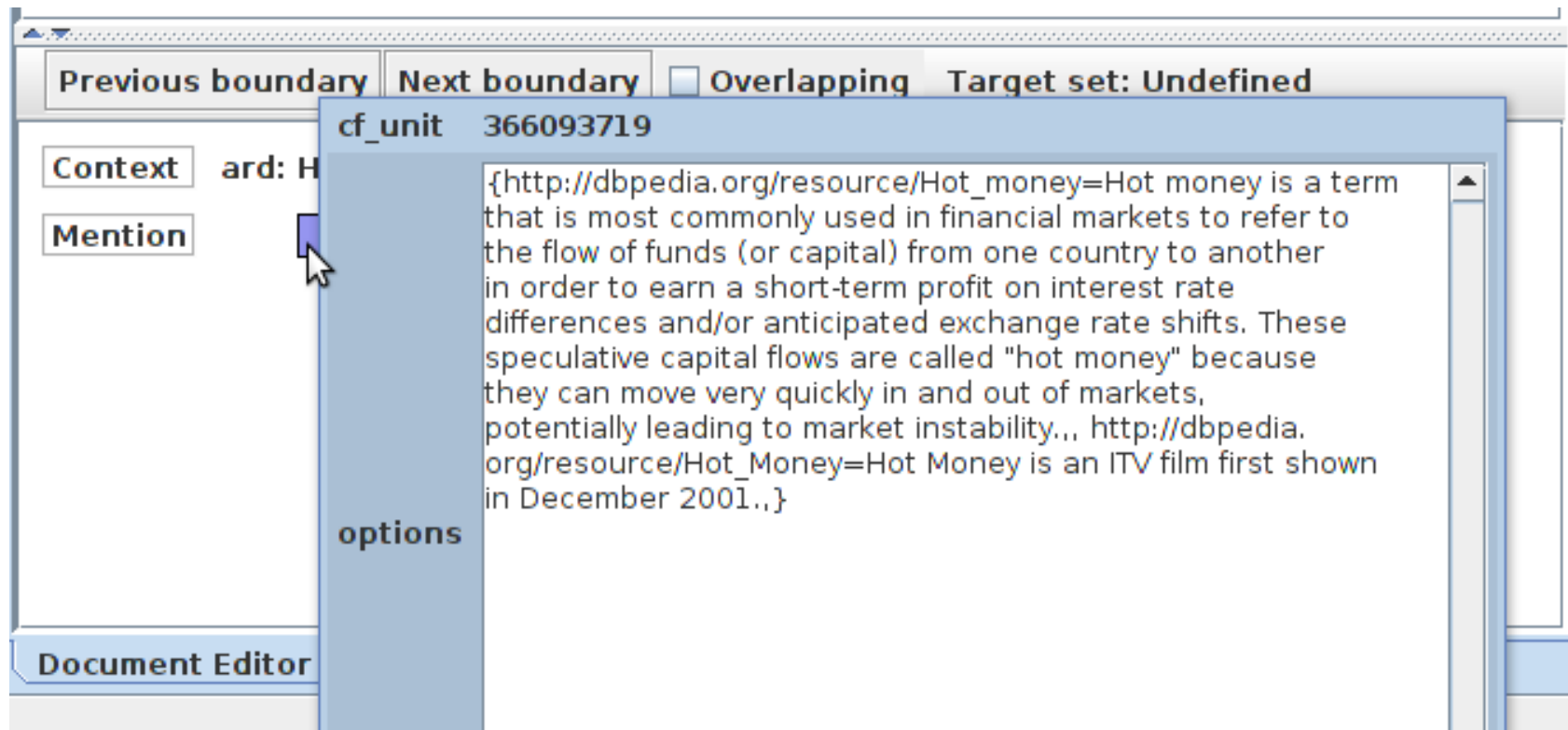
- To adjudicate, double click on the annotation that you consider correct according to the annotation guidelines.
- This will copy the selected annotation into a new annotation set, together with all its features
- If more than 1 co-extensive annotation is correct, double click on just one of them (e.g. you don't want the gold standard to expect the system to annotate the same NE twice)
- Specify the target annotation set name, e.g. Key or consensus. You only need to do this once, then the same AS is used automatically
- Don't forget to save the document when you are finished



Manual adjudication: Hands on

- From `hands-on-crowdsourcing.zip`, unpack the adjudication-exercise directory
- Create a corpus and populate it from that directory (11 docs)
- Double click several of them and try adjudicating the Mention annotations from the `crowdResults` annotation set
- Store the adjudicated annotations into the Key set
- The task here is to disambiguate named entities by assigning them DBpedia URIs (values of the `inst` feature)
- For Mentions flagged as `noe` (not-an-entity), if you agree, then do not create a corresponding Mention in the Key set
- To see the choices shown in CF, enable the Annotations Stack to show also the Mention annotations from the default set

Hands on: Questions



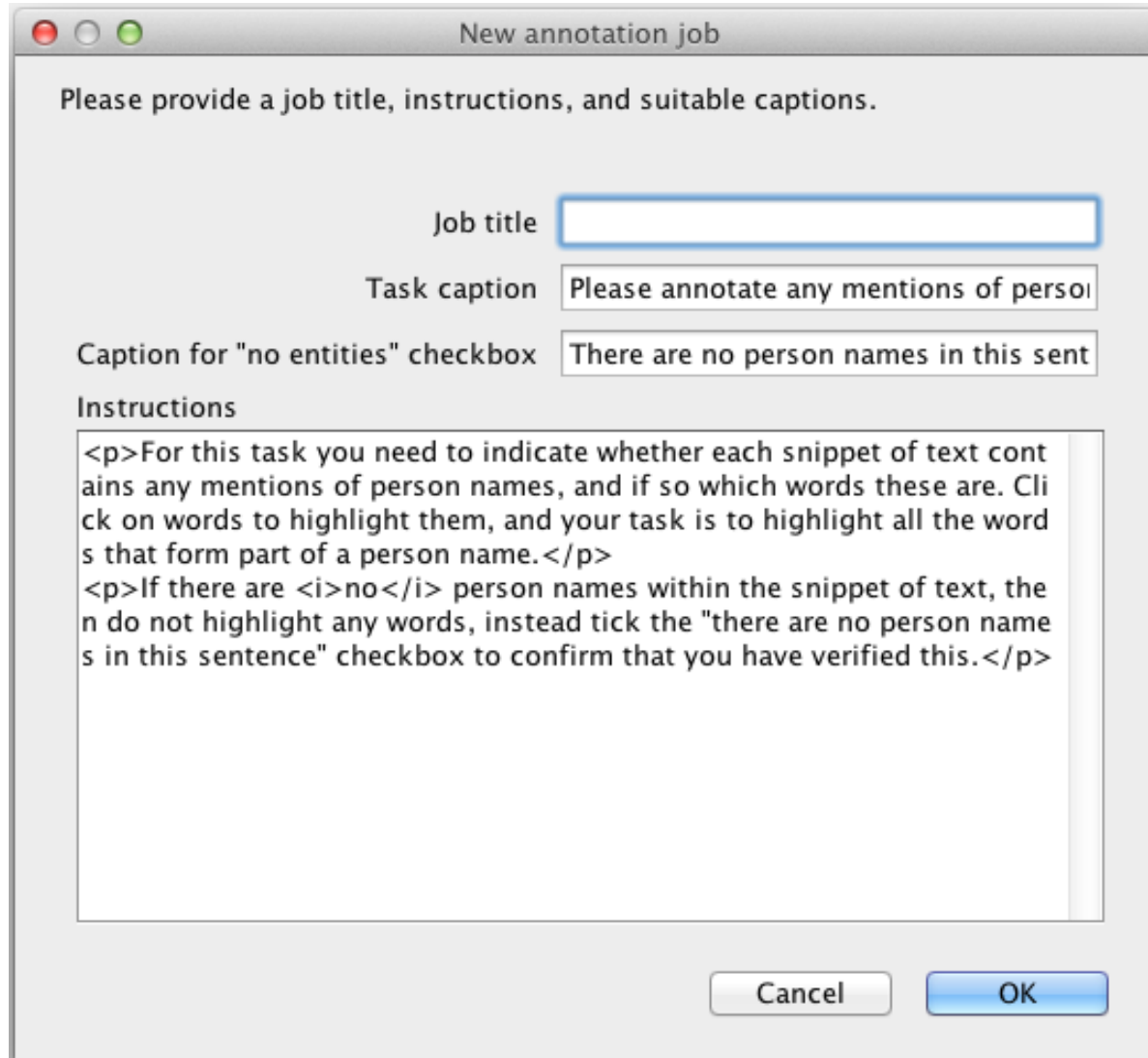
- In the last document, do you think Hot Money should be included as an entity with and URI or not?
- In the first doc, should America be none (none of the above)?



Entity Annotation Jobs

- The “entity annotation” job builder and results importer PRs are for marking occurrences of named entities in plain text (or any sequence of tokens really)
- Assumptions:
 - Text is presented in short snippets (e.g. one sentence).
 - Each job focuses on one entity type. Annotating different entity types is done through running different jobs on the same corpus.
 - Entity annotations are whole tokens only, and there are no adjacent annotations (i.e. a contiguous sequence of marked tokens represents one target annotation)

Entity Annotation Jobs (2)

A screenshot of a 'New annotation job' dialog box. The window title is 'New annotation job'. The main text says 'Please provide a job title, instructions, and suitable captions.' There are three input fields: 'Job title' (empty), 'Task caption' (containing 'Please annotate any mentions of person'), and 'Caption for "no entities" checkbox' (containing 'There are no person names in this sentence'). Below these is an 'Instructions' section with a text area containing HTML-style text: '<p>For this task you need to indicate whether each snippet of text contains any mentions of person names, and if so which words these are. Click on words to highlight them, and your task is to highlight all the words that form part of a person name.</p><p>If there are <i>no</i> person names within the snippet of text, then do not highlight any words, instead tick the "there are no person names in this sentence" checkbox to confirm that you have verified this.</p>'. At the bottom are 'Cancel' and 'OK' buttons.

New annotation job

Please provide a job title, instructions, and suitable captions.

Job title

Task caption

Caption for "no entities" checkbox

Instructions

<p>For this task you need to indicate whether each snippet of text contains any mentions of person names, and if so which words these are. Click on words to highlight them, and your task is to highlight all the words that form part of a person name.</p>
<p>If there are <i>no</i> person names within the snippet of text, then do not highlight any words, instead tick the "there are no person names in this sentence" checkbox to confirm that you have verified this.</p>

Cancel OK



Entity Annotation Jobs (3)

Please annotate any mentions of person names in this sentence.

News of the approach follows last week 's £ 8 bn bid by a consortium of US finance groups for BT 's local telephone wires and could increase pressure on the group to consider a sell-off of infrastructure .

There are no person names in this sentence

Please annotate any mentions of person names in this sentence.

The WestLB proposal is thought to have come in a meeting with Philip Hampton , BT 's finance director , several weeks ago .

Acknowledgements



Research partially supported by the uComp project (www.ucomp.eu). uComp receives the funding support of EPSRC EP/K017896/1, FWF 1097-N23, and ANR-12-CHRI-0003-03, in the framework of CHIST-ERA ERA-NET.

If using the GATE Crowdsourcing Plugin, please cite:

K. Bontcheva, I. Roberts, L. Derczynski, D. Rout. The GATE Crowdsourcing Plugin: Crowdsourcing Annotated Corpora Made Easy. Proceedings of the meeting of the European chapter of the Association for Computational Linguistics (EACL). 2014.



-
- G. Attardi. 2010. Phratrix – A Phrase Annotation Game. In INSEMTIVES Game Idea Challenge
 - C. Callison-Burch and M. Dredze. 2010a. Creating Speech and Language Data with Amazon’s Mechanical Turk. In (Callison-Burch and Dredze, 2010b), pages 1–12.
 - C. Callison-Burch and M. Dredze, editors. 2010b. Proc. of the NAACL HLT 2010 Workshop on Creating Speech and Language Data with Amazon’s Mechanical Turk .
 - T. Finin, W. Murnane, A. Karandikar, N. Keller, J. Martineau, and M. Dredze. 2010. Annotating Named Entities in Twitter Data with Crowdsourcing. In Callison-Burch and Dredze (Callison-Burch and Dredze, 2010b), pages 80–88.
 - K. Fort, G. Adda, and K.B. Cohen. 2011. Amazon Mechanical Turk: Gold Mine or Coal Mine? *Computational Linguistics* , 37(2):413 –420.
 - Hoffmann, L. 2009. Crowd Control. *Communications of the ACM* , 52(3):16 –17.
 - D. Hovy, T. Berg-Kirkpatrick, A. Vaswani, E. Hovy. 2013. Learning Whom to Trust with MACE. Proc. NAACL
 - P.Y. Hsueh, P. Melville, and V. Sindhwani. 2009. Data Quality from Crowdsourcing: A Study of Annotation Selection Criteria. In Proc. of the Workshop on Active Learning for Natural Language Processing , pages 27–35.
 - N. Lawson, K. Eustice, M. Perkowitz, and M. Yetisgen-Yildiz. 2010. Annotating Large Email Datasets for Named Entity Recognition with Mechanical Turk. In Callison-Burch and Dredze (Callison-Burch and Dredze, 2010b), pages 71–79.
 - G. Parent and M. Eskenazi. 2011. Speaking to the Crowd: Looking at Past Achievements in Using Crowdsourcing for Speech and Predicting Future Challenges. In Proc. of INTERSPEECH , pages 3037– 3040.
 - Poesio, M., U. Kruschwitz, J. Chamberlain, L. Robaldo, and L. Ducceschi. 2012. Phrase Detectives: Utilizing Collective Intelligence for Internet-Scale Language Resource Creation. *Transactions on Interactive Intelligent Systems*.
 - A. Scharl, M. Sabou, S. Gindl, W. Rafelsberger, and A. Weichselbraun. 2012. Leveraging the wisdom of the crowds for the acquisition of multilingual language resources. *Eight Int. Conf. on Language Resources and Evaluation Conference (LREC12)* , pages 379–383.
 - Snow, R. B. O’Connor, D. Jurafsky, and A. Y. Ng. 2008. Cheap and Fast—but is it Good?: Evaluating Non-Expert Annotations for Natural Language Tasks. In Proc. of the Conference on Empirical Methods in Natural Language Processing (EMNLP’08) , pages 254– 263.
 - Stede and C.R. Huang. 2012. Inter-operability and reusability: the science of annotation. *Language Resources and Evaluation* , 46:91–94. 10.1007/s10579-011-9164-x.
 - L. von Ahn and L. Dabbish. 2008. Designing games with a purpose. *Commun. ACM* , 51(8):58–67
 - A. Wang, C.D.V. Hoang, and M. Y. Kan. 2012. Perspectives on Crowdsourcing Annotations for Natural Language Processing. *Language Resources and Evaluation*
 - O. F. Zaidan and C. Callison-Burch. 2011. Crowdsourcing Translation: Professional Quality from Non-Professionals. In Proc. of the 49th Annual Meeting of the Association for Computational Linguistics: Human Language Technologies (ACL:HLT’11), pages 1220–1229.